

Meet the Teacher and Class Information meeting




Welcome to Bamburgh Class!
September 2022

Key Staff

- Class teacher:
Miss Harrison
- PPA Cover:
Mrs Knowd (Thurs pm)
- Teaching Assistants:
Mrs Robson and Mrs Knowd





Timetable for Bamburgh Class

	8.50 – 9.10	9.10 - 10.10	10.10 – 10.30	10.30 – 10.45	10.45 -11.45	11.45 – 12.15	12.15 - 1.15	1.15 – 2.15	2.15 – 2.30	2.30 - 3.30	
Monday	Maths Blast	Maths	Reading Skills 1	Break	English	Spelling 1 - teaching	Lunch	PE	Break Duty	JIGSAW	
Tuesday	Maths Blast	Maths	Reading Skills 2	Break	Assembly RB	English	Lunch	Computing	Break Duty	Science	
Wednesday	Maths Blast	Maths	Reading Skills 3	Break	English	English Skills 1	Lunch	History/ Geography	Break	Music/French	
Thursday	Maths Blast	Maths	Handwriting 1	Break	Singing	English	Lunch	Art/DT PPA - LK	Break	PE PPA - LK	
Friday	Maths Blast	Maths Arithmetic	Spelling 2	Break	English	English Skills 2	Lunch	RE	Break	Handwriting 2	3.00pm/ Assembly RB

- Please note that timetables may be subject to change as needed

School behaviour system and rewards systems



At Neville's Cross, we encourage all pupils to take responsibility for their own high standards of behaviour so that we can all learn in a safe, happy environment.

Our approach is primarily to award positive behaviour through making 'Good Choices.' All children begin every lesson on 'Good Choices'. Where a child's behaviour does not meet the expectations and may be impacting on other's learning or safety, reminders and warnings may be given.

We have a variety of ways in which we reward positive behaviour:

- Verbal praise, thumbs up, stickers
- House points
- Individual rewards – Let's Celebrate stamps. When 5 stamps are collected in the planner, children will visit Mrs Brannan for a small prize.
- Celebration Assembly – each week a 'Reader of the Week' is chosen and a 'Star of the Week' which is linked to our Jigsaw learning and values.

Uniform



Please make sure that all your child's clothes and belongings are named (even in Y6!)

- We would appreciate your support in ensuring the children wear their correct school uniform as outlined on the school website.
- No jewellery of any kind should be worn, including earrings for safety reasons.
- Children should wear suitable black school shoes at all times.
- Long hair should be tied back please.
- We politely ask that your child does not bring a backpack to school – we simply do not have enough space to store bulky bags. School have provided a reading folder for your child in which they can store their reading book and a planner. If your child must bring a bag, please supply a book bag style bag which can be stored in their tray.



PE



In Bamburgh class, the children will have P.E lessons on **Monday and Thursday.**

- * Please come in PE kits on the appropriate day-
- Indoor P.E Uniform – Black shorts, white round-necked t-shirt, black trainers.
- Outdoor P.E Uniform – White round-necked t-shirt, black jogging bottoms or leggings, school colour hoodie, black trainers and spare socks.
- Children will have the opportunity to go swimming (more information will follow).






Curriculum Projects

- **Autumn 1** – Europe (Geography) Human body (Science)
- **Autumn 2** – How did WW2 change our lives? (History)
- **Spring 1** – Where does our food come from? (Geography), Electricity (Science)
- **Spring 2** – What has changed in Britain since 1945? (History) Light (Science)
- **Summer 1** – Why are the Americas amazing? (Geography), Earth and Space (Science)
- **Summer 2** - What can we learn from Black History? (History) Forces (Science)

Reading



- At Neville's Cross our aim is to teach children to read effectively and for enjoyment. We want all of our children to love books.
- We understand the importance of regular practice of reading and the vital role parents and carers play. We ask that you support your child to read for at least 10 minutes every day.
- In Key Stage 2, most children will have mastered phonics and will move through the progressive colour banded scheme of books. Until your child becomes a 'free reader' the colour level that your child is working at has been assessed by the class teacher as appropriate to their decoding and/or comprehension levels. These are regularly reviewed throughout the year so that children are stretched and progress through the scheme accordingly.
- In Bamburgh class, we focus on developing our decoding and comprehension through Reading Skills lessons and using VIPERS to help us practise answering different types of questions.
- Each week your child will bring home one reading book from the banded scheme (unless they are a free reader). As your child may be reading longer texts, we recognise that sometimes they may need to keep the book for longer than one week. As such, we promote your child to develop independence in changing their books when they have completed their reading. Children are encouraged to log any reading, including wider reading for pleasure in their planner and we ask that this is signed by parents and carers at least weekly.
- School has spent a considerable amount of money on buying new books, therefore it is vital that books are returned to school and charges will be issued for lost or damaged books.
- School also provide access to a web-based reading library called Fiction Express where children can read books, interact with authors and suggest how the plot of texts can develop. Login details will be provided in your child's planner.
- Your child will also visit the school library fortnightly, to bring home an additional book to read for enjoyment.



Homework and home learning

- We thank you in anticipation of the amazing support you will offer your child to consolidate their learning at home. Our aim is that homework should not be onerous and therefore consists of:
- Reading – previous slide at least 4 times per week but ideally 10 minutes daily
- Practise the weekly spelling pattern for the test on Monday. Spellings will be given out weekly for the children to stick into their planners. Assignments will be set on Spelling Shed for your child to practise their spellings in the form of a game/quiz.
- Maths facts – regular practice on Times Table Rockstars is essential to help your child learn their times table facts.
- From time to time, class teachers may suggest activities / research to support our learning in the wider curriculum, e.g. research for history topic.
- Y6 children will receive weekly maths and English homework in the form of CGP books. Children will be told on Friday which pages to do. Once completed, they should self-mark and upload to Seesaw. There will also be a small amount of homework at Easter in preparation for SATs.

Home School Communication



- School Weekly newsletter – published on a Friday afternoon (text link sent) and contains key dates, messages.
- Half-termly class newsletter with key information related to that half-term, e.g. PE days, projects and home learning tasks on school website
- Please like our Facebook page where we celebrate lots of the fun events and successes.
- Planners – useful for quick notes and messages to staff.
- Class emails – nxbamburgh@durhamlearning.net – Please note that class emails are checked once weekly so if the message is urgent, please contact the school office.

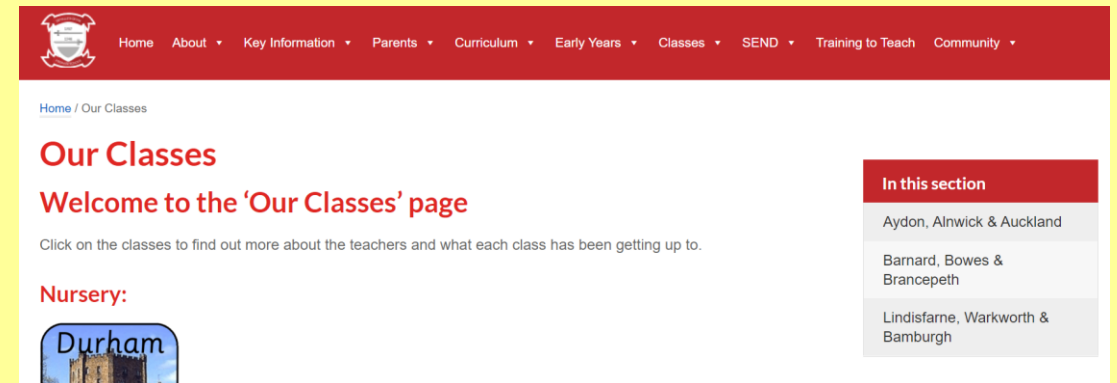
Seesaw



- Seesaw is our online journal where we document your child's learning and progress and is also a fantastic way to share this with parents.
- Please download the free app and use the login information provided (instructions are also available on the school website <https://www.nevillescross.durham.sch.uk/curriculum/home-learning/>) to access your child's 'Student' account and 'Parent account'. Once logged in you will be able to see regular photographs of learning activities and special achievements your child has made. The children love to see the likes and comments you make (as do the teachers) so please feel free to give the posts you see a like and a comment. 😊
- We also welcome families to upload photographs of the home learning completed at home and the wider family activities you complete, e.g. visits, cooking activities as the children love to share these in class.

How you can support your child at home...

- To familiarise yourself with the end of year expectations for your child, please visit our School Website and the class page at: [Lindisfarne, Warkworth & Bamburgh \(nevillescross.durham.sch.uk\)](http://nevillescross.durham.sch.uk)



- Here you will find copies of our class newsletters and a booklet which outlines the key expectations for Year 5 and 6.

Statutory Assessment information

- In May, all children in Year 6 will be required to complete the Statutory Assessment tests (SATs).

These take place during the week of 9th May 2023, and consist of the following:

- 1 Reading paper
- 3 Maths papers (1 arithmetic and 2 reasoning)
- A spelling paper and a punctuation and grammar paper.

We ensure that SATS are not a stressful time for our children.

We will provide further information on the SATS later in the year but you can see past papers and example questions here:

<https://www.gov.uk/government/collections/national-curriculum-assessments-practice-materials> though we ask that you do not use these materials as we will use them for assessments throughout the year. Thank you 😊

Key Dates for Autumn Term


- **26.9.22** European Day of Languages (KS2)
- **w.c. 3.10.22** – School Democracy week – school council and house captain elections
- **28.9.22 – 30.9.22** Robinwood (Y6)
- **October** – Black History Month
- **10.10.22** Harvest Collection for Durham Foodbank
- **w.c. 7.11.22** Parents' meetings via TEAMS
- **w.c. 14.11.22** Anti-bullying Week
- **Friday 18.11.22** Children in Need
- **Thursday 24.11.22** PTA Christmas Market event
- **28.11.22 – 30.11.22** Robinwood (Y5)
- **w.c. 12.12.22:** Christmas parties, pantomime, Carol Concert (KS2), Christmas Fayre/Fun Afternoon

Any questions?



Thank you!

We look forward
to working
together to help
your child have a
wonderful year in
Warkworth Class!



Alone we can do
so little;
together we
can do
SO
much.

Helen Keller

