


Neville's Cross Primary School



End of Year Expectations for Year 2 Pupils

This booklet provides information for parents and carers on the end of year expectations for Year 2 children. The National Curriculum outlines these expectations as being the minimum requirements your child must meet in order to ensure continued progress.

All the objectives will be worked on throughout the year and will be the focus of direct teaching. Any extra support you can provide in helping your children to achieve these is greatly appreciated.

If you have any queries regarding the content of this booklet or want support in knowing how best to help your child, please talk to your child's teacher. Thank you for your support 🙏

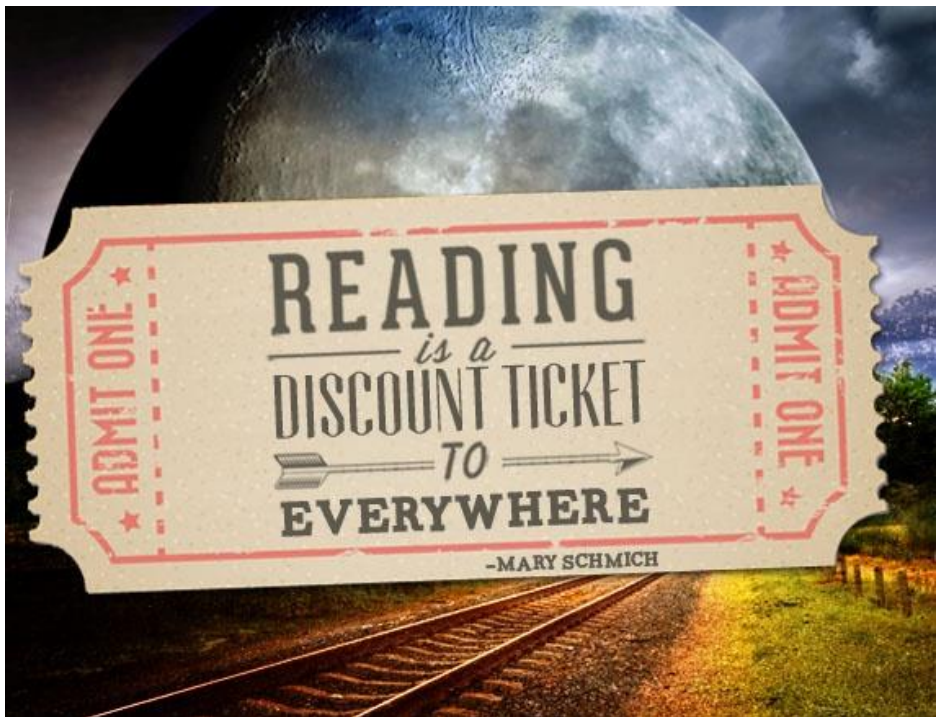
Reading



- Secure application of Phonic expectations to blend words with increasing accuracy.
- Recognise simple recurring literary language.
- Begin to develop fluency rather than relying on sounding out
- Read ahead to help with fluency, expression and intonation appropriate to the punctuation, e.g. for speech, exclamation marks, commas and question marks etc.
- Discuss the plot, setting & characters in familiar & unfamiliar stories and summarise the main themes and events
- Begin to make comparisons across texts.
- Answer a range of comprehension questions linked to VIPERS:
 - **V**ocabulary (Find a word in the text which means...)
 - **I**nference (How do you think X is feeling?)
 - **P**redict (What do you think will happen next?)
 - **E**xplain (Who is your favourite character and why?)
 - **R**etrieve (Who, What, When, Where questions)
 - **S**ummarise (Can you order the events of the story?)
- Use the contents page and index to locate information in non-fiction texts.

Ways you can help at home:

- Read as much as possible! Make reading fun and read a wide variety of texts, including stories, non-fiction books, leaflets, recipes etc.
- Continue to read to your child to help develop their enjoyment of reading and knowledge of texts
- Talk about the books you read – ask your child questions to check their understanding. Use the VIPERS questions as a starting point, but remember to ask questions linked to your child's enjoyment of the book too!



Writing

- Write different kinds of sentence: statement, question, exclamation, command.
- Use expanded noun phrases to add description and specification (the beautiful, blue butterfly; the old, rusty car)
- Recognise nouns, adjective, verbs and adverbs.
- Use adverbs in writing, e.g. slowly, quickly, angrily etc.
- Use a variety of conjunctions to extend sentences: subordinating conjunctions (when, if, that, because) and co-ordinating conjunctions (and, but, so, or).
- Correct and consistent use of present tense & past tense, including irregular verbs, e.g. I bought etc.
- Write clear sentences with correct and consistent use of:
 - capital letters
 - full stops
 - question marks
 - exclamation marks
- Use commas in a list.
- Use apostrophes to show contracted words (e.g. I'm, I'll, he's, didn't) and singular possession in nouns (e.g. Jim's bag, the girl's coat etc).
- Write for a range of different purposes, including stories, instructions, diaries, recounts and non-chronological reports
- Consider vocabulary and punctuation choices for their impact on the reader

- Write lower case letters with the correct size relative to one another.
- Show evidence of diagonal and horizontal strokes to join handwriting.




Ways you can help at home:

- Encourage your child to write for different purposes at home, e.g. keep a simple diary, write a thank you letter, shopping list etc.
- When your child is writing, encourage them to check their work for capital letters, full stops, question marks and begin to gently correct spellings, particularly where vowel spellings are inaccurate. See below

Spelling

- Apply phonics sounds from Phase 3 and Phase 5 choosing appropriate spellings with more accuracy, e.g. joyn or join? Beek or beak? Lite or light?
- Spells words with the -dge and -ge ending and g elsewhere in the word, e.g. bridge, badge, large, cage, page, giant, danger, gym etc.
- The /s/ sound spelt 'c' before 'e', 'i' and 'y' e.g. nice, cycle, circle, centimetre, cylinder etc.
- The /n/ sound spelt 'kn', e.g. knee, knock, knit, and (less often) 'gn' at the beginning of words e.g. gnome, gnat etc.
- Breaking up longer words into syllables to spell, e.g. Sep-tem-ber, al-to-geth-er etc.
- Words spelt le at the end, e.g. table, able, title, grumble
- Words with 'l' spelt 'il', e.g. pencil, 'al' e.g. total, fatal, and el, e.g. angel
- Words with the sound 'ey'- they, honey, money, grey, prey.
- Words with silent wr, e.g. write, wriggle, wrap etc.
- Special w and qu words, e.g. wash, water, walk, and squash, squawk etc.
- Spelling words with the suffixes -ful, e.g. joyful, playful; -less, e.g. joyless, painless; -ly eg. slowly, quickly, sadly; -ment, e.g. enjoyment, payment and -ness, e.g. kindness, tiredness etc
- Words ending in 'tion' (e.g. station, tradition)
- Words with the zh sound spelled s (e.g. treasure etc)
- Adding -ing, -er, -est and -ed to words, including to those ending in e (drop the e - hope - hoping) doubling consonants for short vowel sounds, e.g. running, skipping, dropped etc.
- Using apostrophes to show singular possession, e.g. Joe's bike, Sam's coat and contraction (missing letters), e.g. didn't, I'm etc.

- Common exception words for Year 2 (see below)



Ways you can help at home:

- Practise spelling the common exception words above regularly
- Help your child practise their spellings for the weekly spelling quiz
- Log onto Spelling Shed regularly to practise the assignments set by your child's class teacher

Mathematics



- Compare and order numbers up to 100 and use $< > =$.
- Read and write all numbers to 100 in digits & words.
- Say the number that is 10 more/less than any number to 100.
- Count in steps of 2, 3 & 5 from zero and in 10s from any number (forwards and backwards).
- Recall and use multiplication & division facts for 2, 5 & 10 tables.
- Recall and use +/- facts to 20.
- Derive and use related facts to 100, e.g. $70 + 30$; $2 + 3 = 5$ so $20 + 30 = 50$
- Recognise the place value of any 2-digit number and partition 2-digit numbers into tens and ones, e.g. $67 = 6$ tens and 7 ones ; $89 = 80 + 9$.
- Add & subtract:
 - 2-digit numbers & ones ($45 + 6$; $72 - 8$)
 - 2-digit numbers & tens ($36 - 20$; $51 + 40$)
 - Two 2-digit numbers ($36 + 45$; $82 - 29$)
 - Three 1-digit numbers ($4 + 5 + 6$)
- Recognise and use inverse (+/-) to solve missing number problems ($34 + ? = 72$) and to check calculations.
- Recognise and name 2-D and 3-D shapes and describe their properties using the correct mathematical vocabulary (e.g. A triangle has 3 vertices and 3 straight sides; A cuboid has 6 faces, 8 vertices and 12 edges)
- Recognise, find, name and write $\frac{1}{2}$, $\frac{1}{4}$, $\frac{1}{3}$, $\frac{3}{4}$ of shapes, objects and quantities
- Begin to recognise the equivalence of simple fractions, e.g. $\frac{1}{2} = \frac{2}{4}$
- Recognise UK coins; add coins to find totals and make amounts of money in different combinations, e.g. 78p

- Tell the time to the nearest five minutes, including quarter past/to.
- Solve 1-step and 2-step problems, involving addition, subtraction, multiplication and division

Ways you can help at home:

- Log onto Numbots to help practise number bonds.
- Log onto Times Table Rockstars to practise multiplication and division facts
- Practise key number bonds, halves, doubles and times table facts on Hit the Button
- Useful workbooks can be found for free here:
<https://whiterosemaths.com/parent-resources>
- Help your child to learn key facts below by heart

Year 2 Statutory Assessment tests

In May, your child will undertake Statutory Assessments for the end of Key Stage 1.

This comprises:

- Teacher Assessments made using a range of evidence from your child's classwork in Reading, Writing, Maths and Science against the Teacher Assessment frameworks published by the government each year
- Statutory Assessment Tests in Reading, Maths and Grammar, Punctuation and Spelling set by the government.
- The tests themselves are very informal and used to inform teacher assessment but do provide a picture of your child's attainment in relation to end of year expectations
- More information will be provided by your child's class teacher throughout the year.

Thank you for your support! We look forward to seeing the progress your child makes this year at Neville's Cross. 😊