


Neville's Cross Primary School



End of Year Expectations for Year 1 Pupils

This booklet provides information for parents and carers on the end of year expectations for Year 1 children. The National Curriculum outlines these expectations as being the minimum requirements your child must meet in order to ensure continued progress.

All the objectives will be worked on throughout the year and will be the focus of direct teaching. Any extra support you can provide in helping your children to achieve these is greatly appreciated.

If you have any queries regarding the content of this booklet or want support in knowing how best to help your child, please talk to your child's teacher. Thank you for your support 🙏

Reading







- Use phonic strategies to blend the sounds in words, including those with adjacent consonants (scoop; dream) and more than one syllable (shampoo; beehive)
- Identify repeated words in the text rather than sounding out each time; recognise and join in with predictable phrases.
- Relate reading to own experiences.
- Recognise when reading does not make sense and re-read to gain meaning.
- Re-tell a simple story outlining the key events.
- Discuss the significance of the title and events.
- Make predictions on the basis of what has been read.
- Make inferences on the basis of what is being said and done, e.g. 'How do you think X is feeling?'
- Begin to develop fluency when reading aloud with pace and expression, i.e. pause at full stop; raise voice for question.
- Know the difference between fiction and non-fiction texts.

Ways you can help at home:













- Read as much as possible! Make reading fun and read a wide variety of texts, including stories, non-fiction books, leaflets, recipes etc.
- Continue to read to your child to help develop their enjoyment of reading.
- Talk about the books you read – ask your child questions to check their understanding.

Phonics












- In June, your child will sit the Year 1 Phonics Screening Check. They will be required to read 20 real and 20 nonsense (alien) words containing a range of the phonemes they have been taught during Reception and Year 1.
- It is really important that your child can recognise the following sounds quickly and can apply them when blending words:

Section 2	Section 2
brend 	label
throst 	vanish
stret 	blossom
spraw 	thankful













Phase 2

s 	a 	t 	p 
i 	n 	m 	d 
g 	o 	c 	k 













Phase 2

ck 	e 	u 	r 
h 	b 	f 	ff 
l 	ll 	ss 	




Phase 3

ai 	air 	ar 	ch 
sh 	ear 	ee 	igh 
j 	oa 	ng 	er 













Phase 3

oi 	oo 	or 	ow 
qu 	ur 	th 	oo 
ure 	v 	w 	x 











Phase 3

y 	z 	zz 
--	--	---

Phase 5

ay  crayon	ou  cloud	ie  tie	ea  beads
oy  boy	ir  girl	ue  queue	ue  glue
aw  saw	wh  whistle	ph  elephant	ew  pew

Phase 5

ew  screw	au  haunted	oe  toe	ey  monkey
i-e  slide	a-e  snake	o-e  bone	u-e  cube
u-e  flute	e-e  even		

Writing

- Say out loud what they are going to write about, e.g. rehearse a sentence orally before writing it.
- Write clearly demarcated sentences with capital letters, finger spaces and full stops.
- Use 'and' to join ideas, words and clauses, e.g. Jill went to the park **and** played on the swings.
- Use standard forms of verbs, e.g. go/went and begin to add -ed and -ing to verbs to show tense, e.g. Tom jump**ed** up and down.
- Introduce use of:
 - capital letters
 - full stops
 - question marks
 - exclamation marks
- Use capital letters for names (proper nouns) and the personal pronoun 'I'.
- Write a sequence of sentences to form a short narrative, e.g. a simple story with a beginning, middle and end
- Use correct formation of lower-case letters and capital letters – starting and finishing in the right place.
- Use appropriate spacing between words.
- Use correct formation of digits 0-9.




Ways you can help at home:

- Encourage your child to write for different purposes at home, e.g. keep a simple diary, write a thank you letter, shopping list etc.

Spelling

- VC words e.g. in, at, on, up, it etc.
- CVC words, e.g. cup, cat, bat, dig, top, pet etc.
- Words ending ff/ll/ss/zz/ck, e.g. off, bell, hiss, buzz, duck, lick
- Words with the /ng/ sound (n before k) sing, song, long, bang, bank, pink etc.
- Words ending in ve e.g. have, live, give etc.
- Spells CCVC and CVCC words, e.g. stop, drip, clap, went, must, fast, milk.
- Applies Phonics knowledge to spell words containing Phase 3 and Phase 5 digraphs and trigraphs (train, deep, steam, cake, crayon, tie, cloud etc)
- Breaks longer words up into syllables to spell, e.g. Sep-tem-ber, af-ter etc.
- Spells days of the week
- Spells numbers to twenty
- Spells plurals of words by adding s or es (dogs, cats, foxes, witches, hutches, boxes etc)
- Adds -ing, -ed, -er and -est to simple verbs and root words, e.g. walked, singing, singer, longest etc.
- Spells words with the prefix un, e.g. unhappy, untidy, unwell etc
- Y1 Common exception words – see list below:



Ways you can help at home:

- Practise spelling the common exception words above regularly
- Help your child practise their spellings for the weekly spelling quiz
- Log onto Spelling Shed regularly to practise the assignments set by your child's class teacher

Mathematics



- Count to and across 100 in ones, forwards & backwards from any number.
- Read and write numbers to 20 in numerals & words.
- Read and write numbers to 100 in numerals.
- Say the number that is 1 more/1 less from any number to 100.
- Count in multiples of 2, 5 & 10 from 0 to the 12th multiple.
- Recall number bonds and subtraction facts to 5, 10 and 20.
- Recall doubles to 10 + 10
- Add & subtract 1 digit & 2 digit numbers to 20, including zero, e.g. 17 + 2, 4 + 14, 18 – 9.
- Solve one-step multiplication and division using objects, pictorial representation and arrays.
- Recognise a half and quarter of an object, shape or quantity.
- Use language of day, week, month and year.
- Tell time to hour & half past (o'clock and half-past)

Ways you can help at home:

- Log onto Numbots to help practise number bonds.
- Spot numbers in the environment, e.g. number plates, door numbers and play number games such as bingo or Snakes and Ladders
- Useful workbooks can be found for free here: <https://whiterosemaths.com/parent-resources>
- Help your child to learn key facts below by heart

Key Facts to learn by instant recall

Bonds to 5	Bonds to 6	Bonds to 7	Bonds to 8	Bonds to 9
0 + 5	0 + 6	0 + 7	0 + 8	0 + 9
1 + 4	1 + 5	1 + 6	1 + 7	1 + 8
2 + 3	2 + 4	2 + 5	2 + 6	2 + 7
3 + 2	3 + 3	3 + 4	3 + 5	3 + 6
4 + 1	4 + 2	4 + 3	4 + 4	4 + 5
5 + 0	5 + 1	5 + 2	5 + 3	5 + 4
	6 + 0	6 + 1	6 + 2	6 + 3
		7 + 0	7 + 1	7 + 2
			8 + 0	8 + 1
				9 + 0
Bonds to 10		Bonds to 20		Doubles to 10
0 + 10	10 + 0	0 + 20		1 + 1 = 2
1 + 9	9 + 1	1 + 19	11 + 9	2 + 2 = 4
2 + 8	8 + 2	2 + 18	12 + 8	3 + 3 = 6
3 + 7	7 + 3	3 + 17	13 + 7	4 + 4 = 8
4 + 6	6 + 4	4 + 16	14 + 6	5 + 5 = 10
5 + 5		5 + 15	15 + 5	6 + 6 = 12
		6 + 14	16 + 4	7 + 7 = 14
		7 + 13	17 + 3	8 + 8 = 16
		8 + 12	18 + 2	9 + 9 = 18
		9 + 11	19 + 1	10 + 10 = 20
		10 + 10	20 + 0	

Thank you for your support! We look forward to seeing the progress your child makes this year at Neville's Cross. 😊